

# Catapulting Cardiovascular Disease Research





Leaders in Patient Recruitment, Biospecimen Collection and Laboratory Services

## Get the details that matter










We are dedicated to providing samples of the utmost clinical relevance to cardiovascular disease research with a direct to patient model that provides access to patients suffering from both common and hard-to-access cardiovascular diseases. Sanguine can account for comorbidities, medications and other exclusion criteria throughout recruitment, ensuring that biospecimens will not be skewed via unforeseen circumstances. Whether cardio-inflammation, aorta abnormalities, or overall heart complications are of interest to your research, Sanguine can deliver real world data and patient biospecimens to meet your needs.

- Atrial Fibrillation/Arrhythmia
- Heart Failure
- Hypercholesterolemia (High Cholesterol)
- Hypertension (High Blood Pressure/HBP)
- Myocardial Infarction (Heart Attack)
- Stroke

## Sanguine Services

 <b>Sample Type</b>	<ul style="list-style-type: none"><li>▪ Whole Blood</li><li>▪ Serum</li><li>▪ Plasma</li><li>▪ Urine (Lupus Nephritis)</li><li>▪ Skin Taping (Atopic Derm)</li><li>▪ DNA/RNA</li></ul>	<ul style="list-style-type: none"><li>▪ PBMCs (+ Derivatives)</li><li>▪ Hair</li><li>▪ Stool</li><li>▪ Semen</li><li>▪ Nails</li><li>▪ Buffy Coat</li></ul>
 <b>Lab Services</b>	<ul style="list-style-type: none"><li>▪ PBMC isolation</li><li>▪ Serum and plasma isolation</li><li>▪ T cell isolation</li></ul>	<ul style="list-style-type: none"><li>▪ B cell isolation</li><li>▪ Natural killer cell isolation</li></ul>
 <b>I/E Criteria</b>	<ul style="list-style-type: none"><li>▪ High LDL</li><li>▪ Obese</li></ul>	<ul style="list-style-type: none"><li>▪ Specific BMI</li></ul>
 <b>Lab Testing</b>	<ul style="list-style-type: none"><li>▪ FPG (Fasting Plasma Glucose)</li><li>▪ LDH</li></ul>	<ul style="list-style-type: none"><li>▪ Lipid Panel</li><li>▪ C-Reactive Protein</li></ul>

## Our Top Features

-  **Custom Study Design**
-  **I/E Criteria**
-  **Recallable Study Participants**
-  **Access to 70,000+ Patients**
-  **Medical Record-Verified Eligibility**
-  **Longitudinal & Event-Based Biospecimen & Data Collection**
-  **Fresh Biospecimen, Less Degradation**
-  **Lab Services**
-  **Data & Surveys**

© Sanguine 2023 | Rev: CDV-OPR-22-002

# Sanguine Services



## Sample Type

- Whole Blood
- Serum
- Plasma
- Urine (Lupus Nephritis)
- Skin Taping (Atopic Derm)
- DNA/RNA
- PBMCs (+ Derivatives)
- Hair
- Stool
- Semen
- Nails
- Buffy Coat



## Lab Services

- PBMC isolation
- Serum and plasma isolation
- T cell isolation
- B cell isolation
- Natural killer cell isolation



## I/E Criteria

- High LDL
- Obese
- Specific BMI



## Lab Testing

- FPG (Fasting Plasma Glucose)
- LDH
- Lipid Panel
- C-Reactive Protein